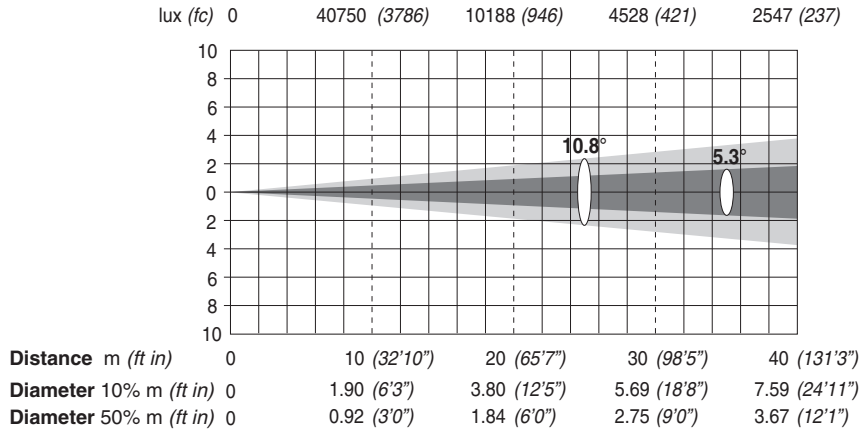


ALPHA WASH 1500

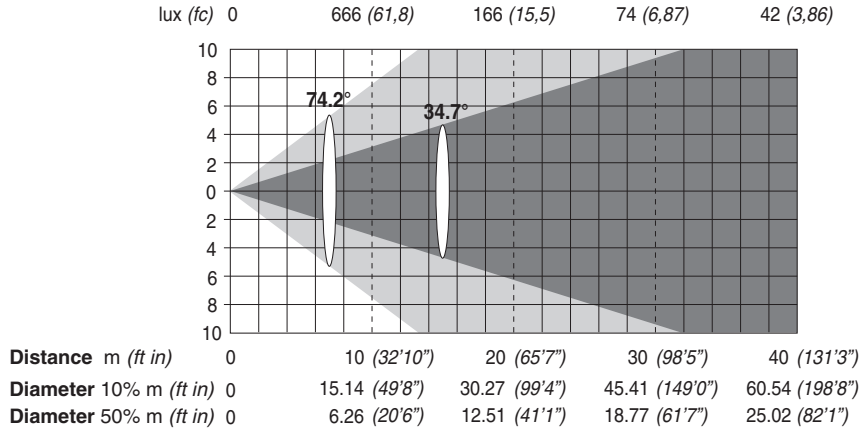
**Legenda** Diameter 10%-50%: valori del diametro del fascio luminoso corrispondenti al 10% e 50% dell'illuminamento massimo.  
**Key** Diameter 10%-50%: beam diameter for 10% and 50% of maximum illumination.  
**Légende** Diameter 10%-50%: valeurs du diamètre du faisceau lumineux correspondant à 10% et 50% de l'éclairage maximum.  
**Legende** Diameter 10%-50%: Lichtkreis-Durchmesser bei 10% bzw. 50% maximaler Ausleuchtung.  
**Leyenda** Diameter 10%-50%: valores del diámetro del haz luminoso correspondientes al 10% y 50% de la iluminación máxima.

FULL POWER MODE (1500W)

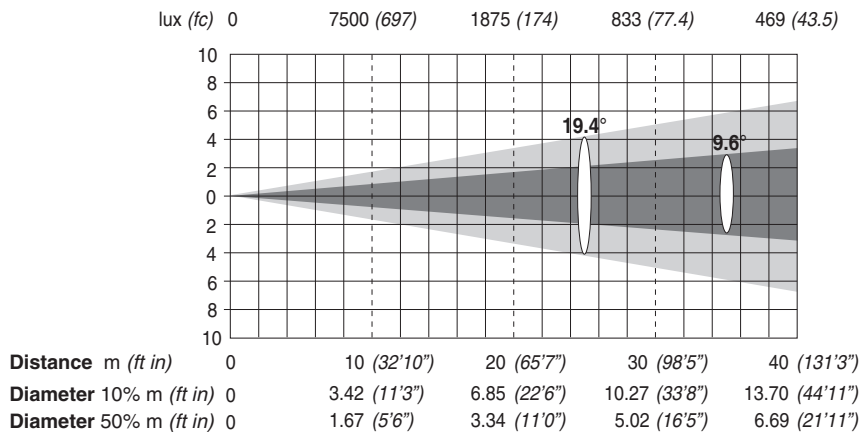
Minimum Zoom (5,3° 50% - 10,8° 10%) - 1500W



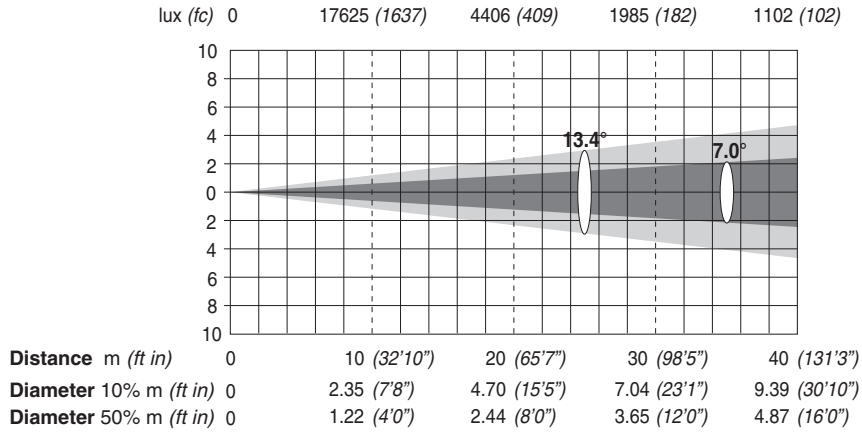
Maximum Zoom (34,7° 50% - 74,2° 10%) - 1500W



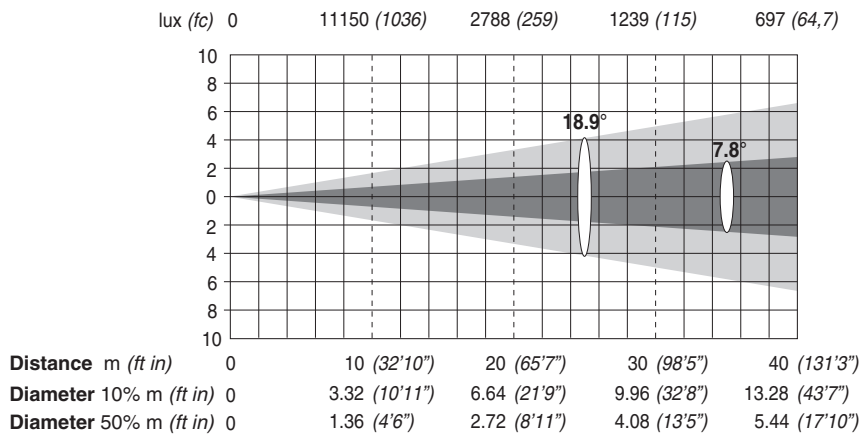
Minimum Zoom with zoom lens (9,6° 50% - 19,4° 10%) - 1500W



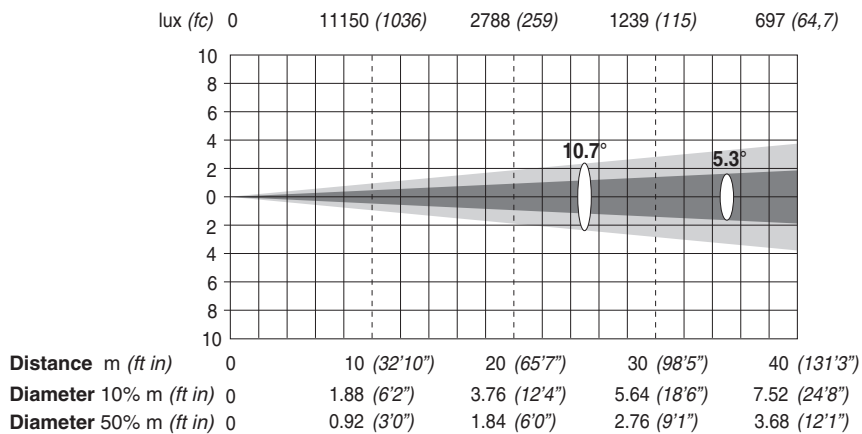
**Minimum Zoom with diffuser lens (7,0° 50% - 13,4° 10%) - 1500W**



**Minimum Zoom with ovalizer filter (X axis) - 1500W**

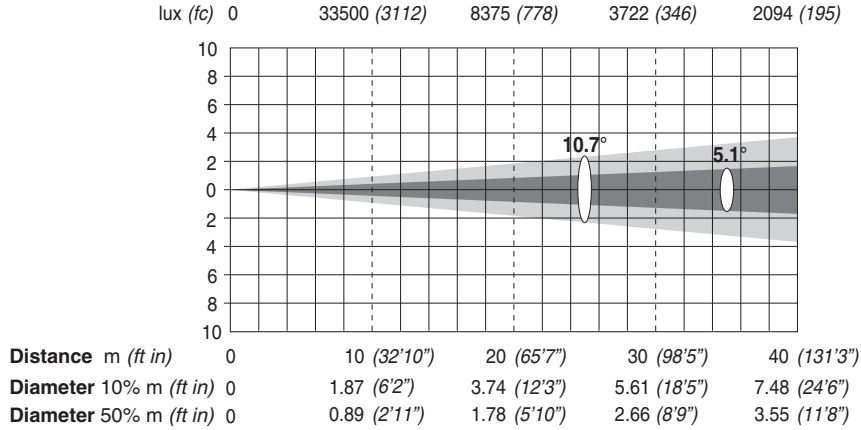


**Minimum Zoom with ovalizer filter (Y axis) - 1500W**

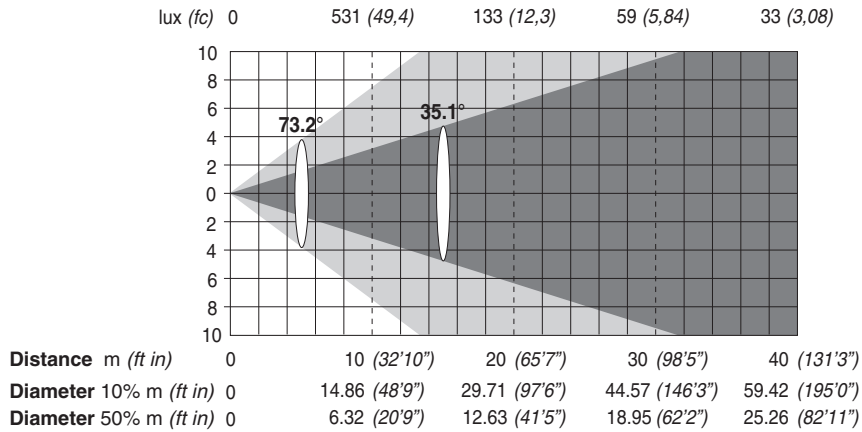


**1200W POWER MODE**

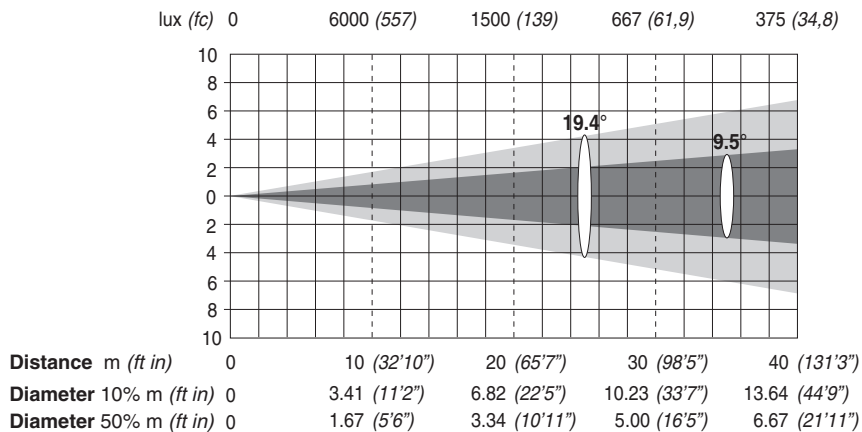
**Minimum Zoom (5,1° 50% - 10,7° 10%) - 1200W**



**Maximum Zoom (35,1° 50% - 73,2° 10%) - 1200W**

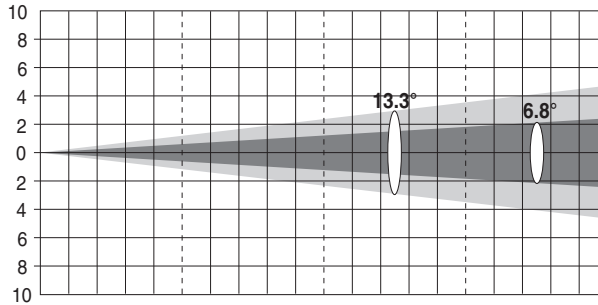


**Minimum Zoom with zoom lens (9,5° 50% - 19,4° 10%) - 1200W**



**Minimum Zoom with diffuser lens (6,8° 50% - 13,3° 10%) - 1200W**

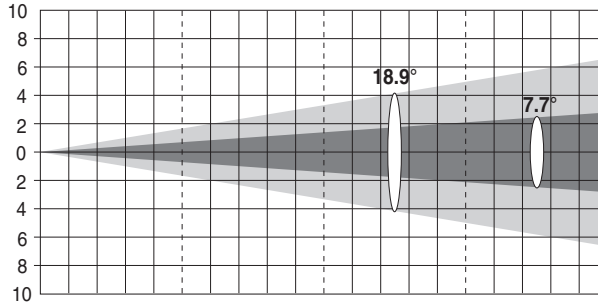
lux (fc) 0 14450 (1342) 3613 (336) 1606 (149) 903 (83.9)



<b>Distance</b> m (ft in)	0	10 (32'10")	20 (65'7")	30 (98'5")	40 (131'3")
<b>Diameter 10% m (ft in)</b>	0	2.32 (7'7")	4.65 (15'3")	6.97 (22'10")	9.30 (30'6")
<b>Diameter 50% m (ft in)</b>	0	1.19 (3'11")	2.39 (7'10")	3.58 (11'9")	4.78 (15'8")

**Minimum Zoom with ovalizer filter (X axis) - 1200W**

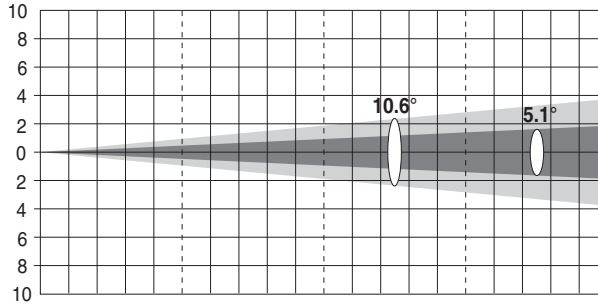
lux (fc) 0 9225 (857) 2306 (214) 1025 (95,2) 577 (53,6)



<b>Distance</b> m (ft in)	0	10 (32'10")	20 (65'7")	30 (98'5")	40 (131'3")
<b>Diameter 10% m (ft in)</b>	0	3.32 (10'11")	6.64 (21'10")	9.97 (32'8")	13.29 (43'7")
<b>Diameter 50% m (ft in)</b>	0	1.34 (4'5")	2.68 (8'9")	4.01 (13'2")	5.35 (17'7")

**Minimum Zoom with ovalizer filter (Y axis) - 1200W**

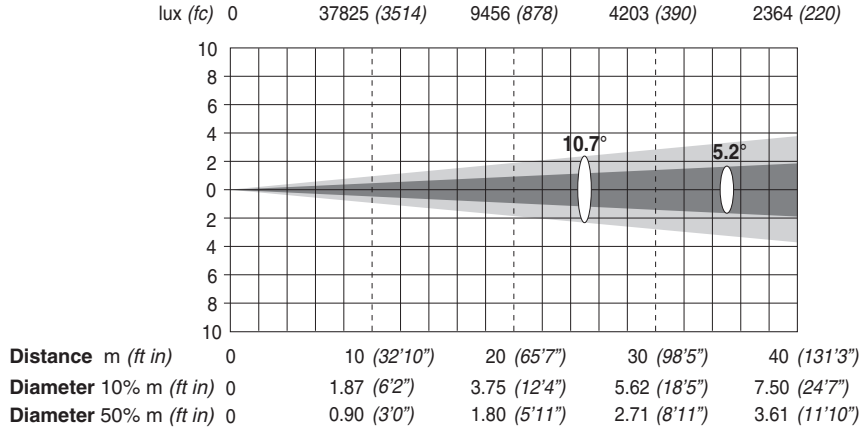
lux (fc) 0 9225 (857) 2306 (214) 1025 (95,2) 577 (53,6)



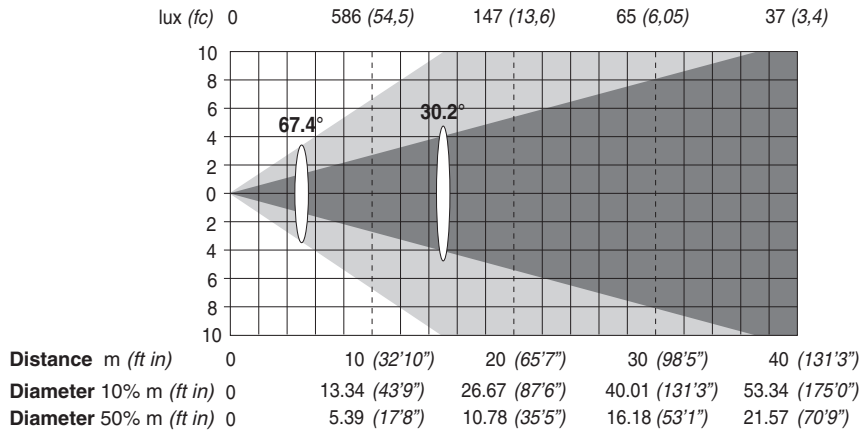
<b>Distance</b> m (ft in)	0	10 (32'10")	20 (65'7")	30 (98'5")	40 (131'3")
<b>Diameter 10% m (ft in)</b>	0	1.85 (6'1")	3.71 (12'2")	5.56 (18'3")	7.42 (24'4")
<b>Diameter 50% m (ft in)</b>	0	0.89 (2'11")	1.79 (5'10")	2.68 (8'10")	3.58 (11'9")

**FULL POWER MODE (1500W) & TOP HAT "OPTIONAL"**

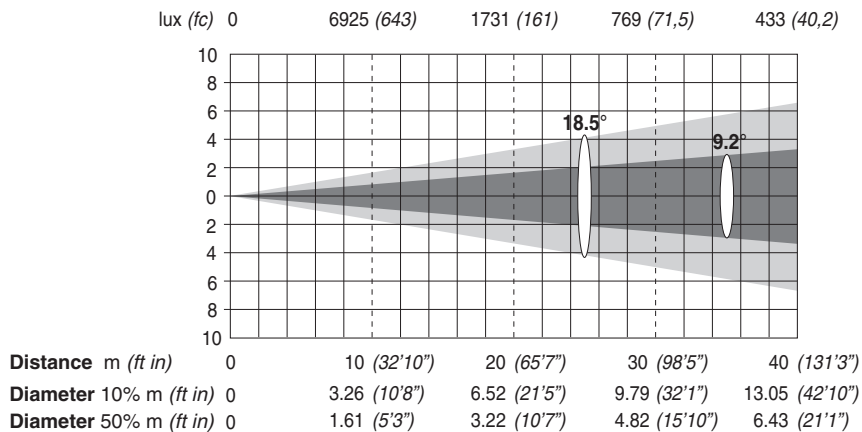
**Minimum Zoom (5,2° 50% - 10,7° 10%) - 1500W & TH**



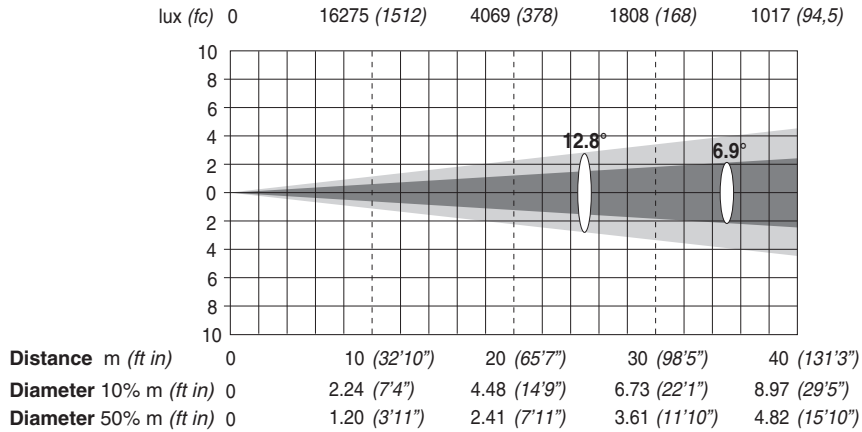
**Maximum Zoom (30,2° 50% - 67,4° 10%) - 1500W & TH**



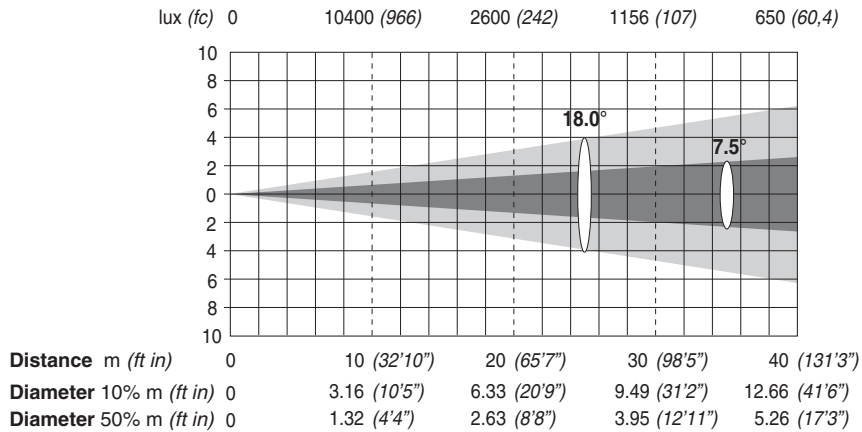
**Minimum Zoom with zoom lens (9,2° 50% - 18,5° 10%) - 1500W & TH**



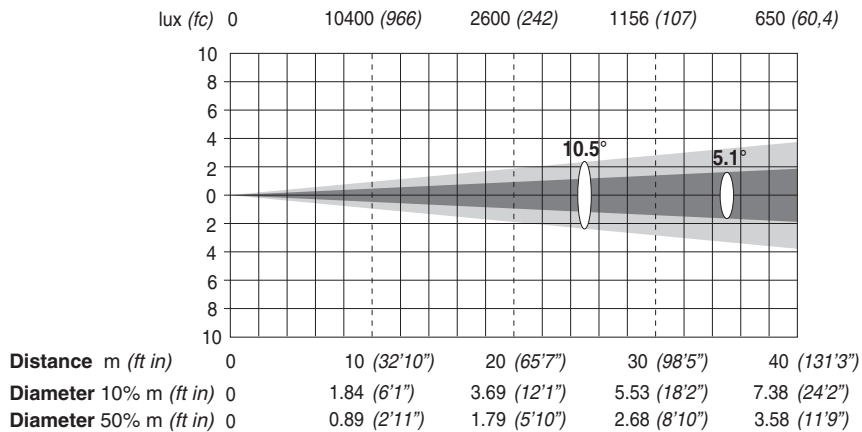
**Minimum Zoom with diffuser lens (6,9° 50% - 12,8° 10%) - 1500W & TH**



**Minimum Zoom with ovalizer filter (X axis) - 1500W & TH**

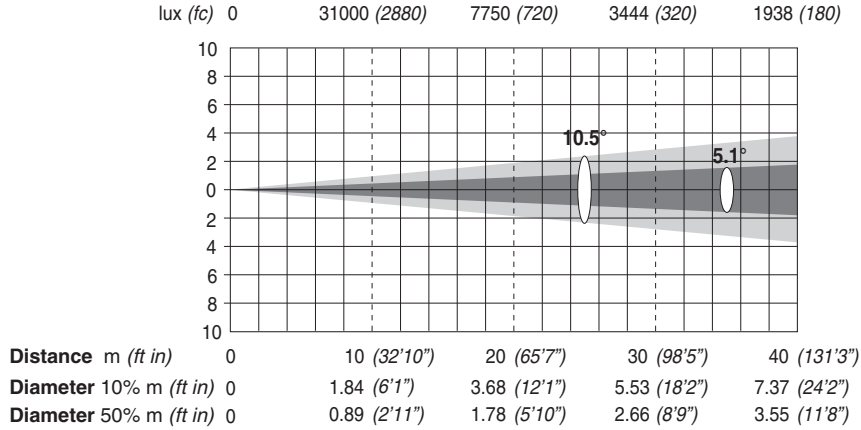


**Minimum Zoom with ovalizer filter (Y axis) - 1500W & TH**

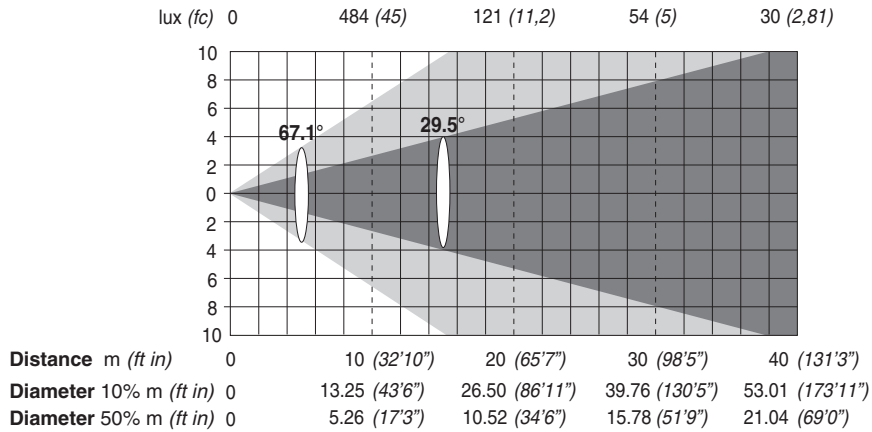


**1200W POWER MODE & TOP HAT "OPTIONAL"**

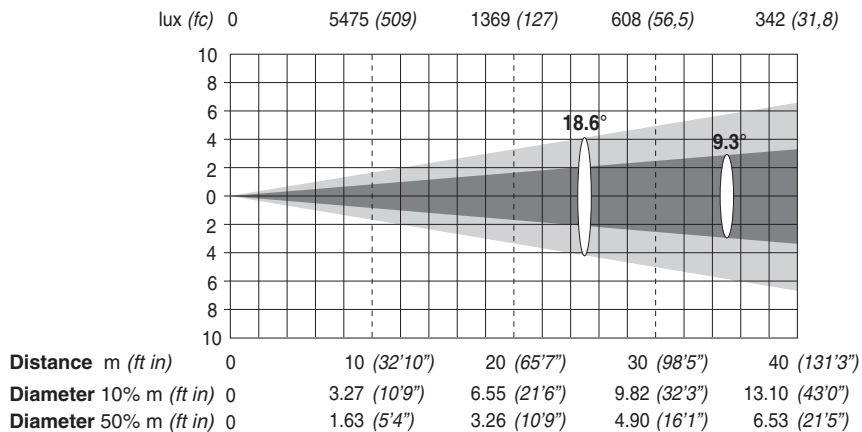
**Minimum Zoom (5,1° 50% - 10,5° 10%) - 1200W & TH**



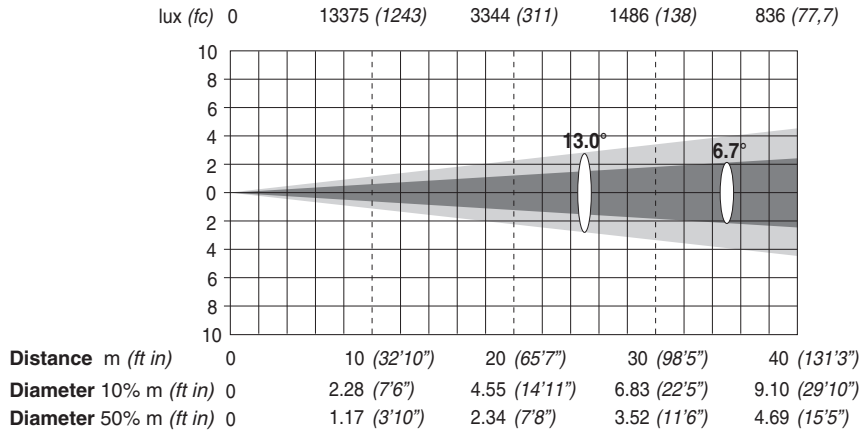
**Maximum Zoom (29,5° 50% - 67,1° 10%) - 1200W & TH**



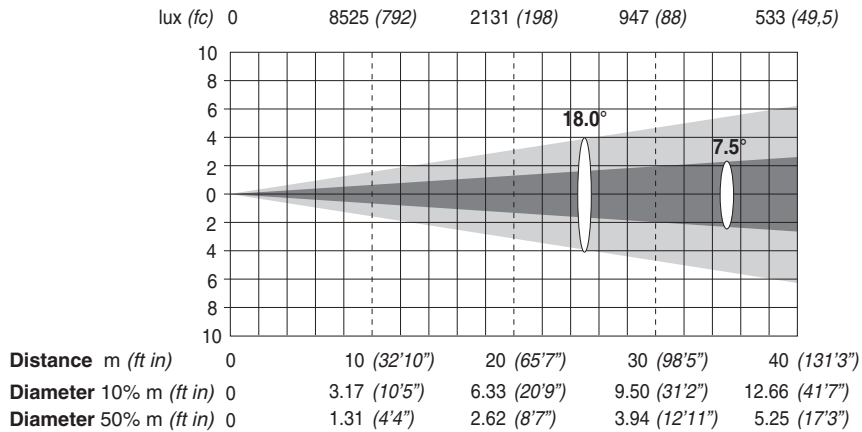
**Minimum Zoom with zoom lens (9,3° 50% - 18,6° 10%) - 1200W & TH**



**Minimum Zoom with diffuser lens (6,7° 50% - 13,0° 10%) - 1200W & TH**



**Minimum Zoom with ovalizer filter (X axis) - 1200W & TH**



**Minimum Zoom with ovalizer filter (Y axis) - 1200W & TH**

